

Bayesian Compressive Sensing Framework for High-Dimensional Surrogate Model Construction

K. Sargsyan, C. Safta, B. Debuschere, H. Najm

Sandia National Laboratories
Livermore, CA

*Sponsored by DOE, Biological and Environmental Research,
under Climate Science for Sustainable Energy Future (CSSEF).*

*Sandia National Laboratories is a multi-program laboratory operated by Sandia Corporation,
a wholly owned subsidiary of Lockheed Martin Corporation,
for the U.S. Department of Energy's National Nuclear Security Administration
under contract DE-AC04-94AL85000.*

OUTLINE

- **Surrogates** needed for complex models
- **Polynomial Chaos (PC)** surrogates do well with uncertain inputs
- **Bayesian regression** provide results with uncertainty certificate
- **Compressive sensing** ideas deal with high-dimensionality

Surrogate construction: scope and challenges

Construct surrogate for a complex model $f(\lambda)$ to enable

- Global sensitivity analysis
 - Optimization
 - Forward uncertainty propagation
 - Input parameter calibration
 - ...
-
- Computationally expensive model simulations, data sparsity
 - Need to build accurate surrogates with as few training runs as possible
 - High-dimensional input space
 - Too many samples needed to cover the space
 - Too many terms in the polynomial expansion

Surrogate construction: scope and challenges

Construct surrogate for a complex model $f(\lambda)$ to enable

- Global sensitivity analysis
 - Optimization
 - Forward uncertainty propagation
 - Input parameter calibration
 - ...
-
- Computationally expensive model simulations, data sparsity
 - Need to build accurate surrogates with as few training runs as possible
 - High-dimensional input space
 - Too many samples needed to cover the space
 - Too many terms in the polynomial expansion

Surrogate construction: scope and challenges

Construct surrogate for a complex model $f(\lambda)$ to enable

- Global sensitivity analysis
 - Optimization
 - Forward uncertainty propagation
 - Input parameter calibration
 - ...
-
- Computationally expensive model simulations, data sparsity
 - Need to build accurate surrogates with as few training runs as possible
 - High-dimensional input space
 - Too many samples needed to cover the space
 - Too many terms in the polynomial expansion

Polynomial Chaos surrogate

- Build/presume PC for input parameter λ

$$\lambda(\mathbf{x}) = \sum_{k=0}^{K-1} \mathbf{a}_k \Psi_k(\mathbf{x})$$

Polynomial Chaos surrogate

- Build/presume PC for input parameter λ

$$\lambda(\mathbf{x}) = \sum_{k=0}^{K-1} \mathbf{a}_k \Psi_k(\mathbf{x})$$

- E.g., gaussian with known moments μ_i, σ_i ,

$$\lambda_i = \mu_i + \sigma_i x_i$$

Polynomial Chaos surrogate

- Build/presume PC for input parameter λ

$$\lambda(\mathbf{x}) = \sum_{k=0}^{K-1} \mathbf{a}_k \Psi_k(\mathbf{x})$$

- Input parameters are represented via their cumulative distribution function $F(\cdot)$, such that, with $x_i \sim \text{Uniform}[-1, 1]$

$$\lambda_i = F_{\lambda_i}^{-1} \left(\frac{x_i + 1}{2} \right), \quad \text{for } i = 1, 2, \dots, d.$$

Polynomial Chaos surrogate

- Build/presume PC for input parameter λ

$$\lambda(\mathbf{x}) = \sum_{k=0}^{K-1} \mathbf{a}_k \Psi_k(\mathbf{x})$$

- If input parameters are uniform in $[a_i, b_i]$, then

$$\lambda_i = \frac{a_i + b_i}{2} + \frac{b_i - a_i}{2} x_i$$

Polynomial Chaos surrogate

- Build/presume PC for input parameter λ

$$\lambda(\mathbf{x}) = \sum_{k=0}^{K-1} \mathbf{a}_k \Psi_k(\mathbf{x})$$

- If input parameters are uniform in $[a_i, b_i]$, then

$$\lambda_i = \frac{a_i + b_i}{2} + \frac{b_i - a_i}{2} x_i$$

- Forward function $f(\cdot)$, output u

$$u = f(\lambda(\mathbf{x})) \quad u = \sum_{k=0}^{K-1} c_k \Psi_k(\mathbf{x}) \equiv g(\mathbf{x})$$

- Global sensitivity information for free
 - Sobol indices, variance-based decomposition.

Alternative methods to obtain PC coefficients

$$u \simeq \sum_{k=0}^{K-1} c_k \Psi_k(\mathbf{x})$$

• Projection $c_k = \frac{\langle u(\mathbf{x}) \Psi_k(\mathbf{x}) \rangle}{\langle \Psi_k^2(\mathbf{x}) \rangle}$

The integral $\langle u(\mathbf{x}) \Psi_k(\mathbf{x}) \rangle = \int u(\mathbf{x}) \Psi_k(\mathbf{x}) d\mathbf{x}$ can be estimated by

- Monte-Carlo

$$\frac{1}{N} \sum_{j=1}^N u(\mathbf{x}_j) \Psi_k(\mathbf{x}_j)$$



many(!) random samples

- Quadrature

$$\sum_{j=1}^Q u(\mathbf{x}_j) \Psi_k(\mathbf{x}_j) w_j$$



samples at quadrature

Alternative methods to obtain PC coefficients

$$u \simeq \sum_{k=0}^{K-1} c_k \Psi_k(\mathbf{x})$$

- Projection $c_k = \frac{\langle u(\mathbf{x}) \Psi_k(\mathbf{x}) \rangle}{\langle \Psi_k^2(\mathbf{x}) \rangle}$

The integral $\langle u(\mathbf{x}) \Psi_k(\mathbf{x}) \rangle = \int u(\mathbf{x}) \Psi_k(\mathbf{x}) d\mathbf{x}$ can be estimated by

- Monte-Carlo

$$\frac{1}{N} \sum_{j=1}^N u(\mathbf{x}_j) \Psi_k(\mathbf{x}_j)$$



many(!) random samples

- Quadrature

$$\sum_{j=1}^Q u(\mathbf{x}_j) \Psi_k(\mathbf{x}_j) w_j$$



samples at quadrature

- Bayesian regression

$$P(c_k | u(\mathbf{x}_j)) \propto P(u(\mathbf{x}_j) | c_k) P(c_k)$$



any (number of) samples

Alternative methods to obtain PC coefficients

$$u \simeq \sum_{k=0}^{K-1} c_k \Psi_k(\mathbf{x})$$

• Projection $c_k = \frac{\langle u(\mathbf{x}) \Psi_k(\mathbf{x}) \rangle}{\langle \Psi_k^2(\mathbf{x}) \rangle}$

The integral $\langle u(\mathbf{x}) \Psi_k(\mathbf{x}) \rangle = \int u(\mathbf{x}) \Psi_k(\mathbf{x}) d\mathbf{x}$ can be estimated by

- Monte-Carlo

$$\frac{1}{N} \sum_{j=1}^N u(\mathbf{x}_j) \Psi_k(\mathbf{x}_j)$$



many(!) random samples

- Quadrature

$$\sum_{j=1}^Q u(\mathbf{x}_j) \Psi_k(\mathbf{x}_j) w_j$$



samples at quadrature

- Bayesian regression

$$\underbrace{P(\mathbf{c}|\mathcal{D})}_{\text{Posterior}} \propto \underbrace{P(\mathcal{D}|\mathbf{c})}_{\text{Likelihood}} \underbrace{P(\mathbf{c})}_{\text{Prior}}$$



any (number of) samples

Bayesian inference of PC surrogate

$$u \simeq \sum_{k=0}^{K-1} c_k \Psi_k(\mathbf{x}) \equiv g\mathbf{c}(\mathbf{x}) \quad \overbrace{P(\mathbf{c}|\mathcal{D})}^{\text{Posterior}} \propto \overbrace{P(\mathcal{D}|\mathbf{c})}^{\text{Likelihood}} \overbrace{P(\mathbf{c})}^{\text{Prior}}$$

- Data consists of *training runs*

$$\mathcal{D} \equiv \{(\mathbf{x}_i, u_i)\}_{i=1}^N$$

- Likelihood with a gaussian noise model with σ^2 fixed or inferred,

$$L(\mathbf{c}) = P(\mathcal{D}|\mathbf{c}) = \left(\frac{1}{\sigma\sqrt{2\pi}}\right)^N \prod_{i=1}^N \exp\left(-\frac{(u_i - g\mathbf{c}(\mathbf{x}_i))^2}{2\sigma^2}\right)$$

- Prior on \mathbf{c} is chosen to be conjugate, uniform or gaussian.
- Posterior is a *multivariate normal*

$$\mathbf{c} \in \mathcal{MVN}(\boldsymbol{\mu}, \boldsymbol{\Sigma})$$

- The (uncertain) surrogate is a *gaussian process*

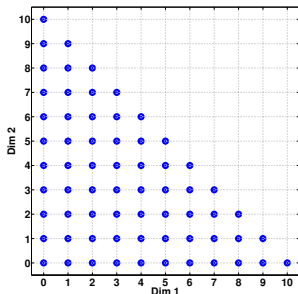
$$\sum_{k=0}^{K-1} c_k \Psi_k(\mathbf{x}) = \boldsymbol{\Psi}(\mathbf{x})^T \mathbf{c} \in \mathcal{GP}(\boldsymbol{\Psi}(\mathbf{x})^T \boldsymbol{\mu}, \boldsymbol{\Psi}(\mathbf{x}) \boldsymbol{\Sigma} \boldsymbol{\Psi}(\mathbf{x}')^T)$$

Bayesian inference of PC surrogate: high-d, low-data regime

$$y = u(\mathbf{x}) \approx \sum_{k=0}^{K-1} c_k \Psi_k(\mathbf{x})$$

$$\Psi_k(x_1, x_2, \dots, x_d) = \psi_{k_1}(x_1) \psi_{k_2}(x_2) \cdots \psi_{k_d}(x_d)$$

- Issues:
 - how to properly choose the basis set?
 - need to work in underdetermined regime $N < K$: fewer data than bases (d.o.f.)
- Discover the underlying low-d structure in the model
 - get help from the machine learning community

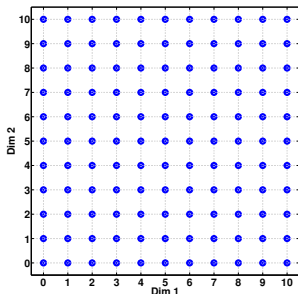


Bayesian inference of PC surrogate: high-d, low-data regime

$$y = u(\mathbf{x}) \approx \sum_{k=0}^{K-1} c_k \Psi_k(\mathbf{x})$$

$$\Psi_k(x_1, x_2, \dots, x_d) = \psi_{k_1}(x_1) \psi_{k_2}(x_2) \cdots \psi_{k_d}(x_d)$$

- Issues:
 - how to properly choose the basis set?
 - need to work in underdetermined regime $N < K$: fewer data than bases (d.o.f.)
- Discover the underlying low-d structure in the model
 - get help from the machine learning community

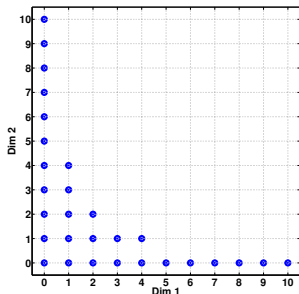


Bayesian inference of PC surrogate: high-d, low-data regime

$$y = u(\mathbf{x}) \approx \sum_{k=0}^{K-1} c_k \Psi_k(\mathbf{x})$$

$$\Psi_k(x_1, x_2, \dots, x_d) = \psi_{k_1}(x_1) \psi_{k_2}(x_2) \cdots \psi_{k_d}(x_d)$$

- Issues:
 - how to properly choose the basis set?
 - need to work in underdetermined regime $N < K$: fewer data than bases (d.o.f.)
- Discover the underlying low-d structure in the model
 - get help from the machine learning community

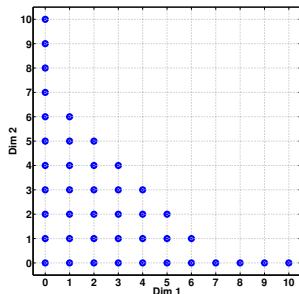


Bayesian inference of PC surrogate: high-d, low-data regime

$$y = u(\mathbf{x}) \approx \sum_{k=0}^{K-1} c_k \Psi_k(\mathbf{x})$$

$$\Psi_k(x_1, x_2, \dots, x_d) = \psi_{k_1}(x_1) \psi_{k_2}(x_2) \cdots \psi_{k_d}(x_d)$$

- Issues:
 - how to properly choose the basis set?
 - need to work in underdetermined regime
 $N < K$: fewer data than bases (d.o.f.)
- Discover the underlying low-d structure in the model
 - get help from the machine learning community

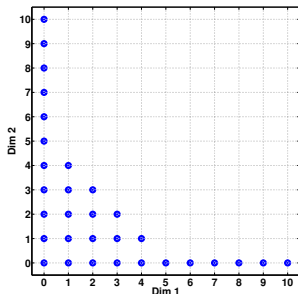


Bayesian inference of PC surrogate: high-d, low-data regime

$$y = u(\mathbf{x}) \approx \sum_{k=0}^{K-1} c_k \Psi_k(\mathbf{x})$$

$$\Psi_k(x_1, x_2, \dots, x_d) = \psi_{k_1}(x_1) \psi_{k_2}(x_2) \cdots \psi_{k_d}(x_d)$$

- Issues:
 - how to properly choose the basis set?
 - need to work in underdetermined regime $N < K$: fewer data than bases (d.o.f.)
- Discover the underlying low-d structure in the model
 - get help from the machine learning community



In a different language....

- N training data points (\mathbf{x}_n, u_n) and K basis terms $\Psi_k(\cdot)$
- Projection matrix $\mathbf{P}^{N \times K}$ with $\mathbf{P}_{nk} = \Psi_k(\mathbf{x}_n)$
- Find regression weights $\mathbf{c} = (c_0, \dots, c_{K-1})$ so that

$$\mathbf{u} \approx \mathbf{P}\mathbf{c}$$

or

$$u_n \approx \sum_k c_k \Psi_k(\mathbf{x}_n)$$

- The number of polynomial basis terms grows fast; a p -th order, d -dimensional basis has a total of $K = (p + d)! / (p!d!)$ terms.
- For limited data and large basis set ($N < K$) this is a sparse signal recovery problem \Rightarrow need some regularization/constraints.
- Least-squares $\text{argmin}_{\mathbf{c}} \{ \|\mathbf{u} - \mathbf{P}\mathbf{c}\|_2 \}$
- The 'sparsest' $\text{argmin}_{\mathbf{c}} \{ \|\mathbf{u} - \mathbf{P}\mathbf{c}\|_2 + \alpha \|\mathbf{c}\|_0 \}$
- Compressive sensing $\text{argmin}_{\mathbf{c}} \{ \|\mathbf{u} - \mathbf{P}\mathbf{c}\|_2 + \alpha \|\mathbf{c}\|_1 \}$

In a different language....

- N training data points (\mathbf{x}_n, u_n) and K basis terms $\Psi_k(\cdot)$
- Projection matrix $\mathbf{P}^{N \times K}$ with $\mathbf{P}_{nk} = \Psi_k(\mathbf{x}_n)$
- Find regression weights $\mathbf{c} = (c_0, \dots, c_{K-1})$ so that

$$\mathbf{u} \approx \mathbf{P}\mathbf{c}$$

or

$$u_n \approx \sum_k c_k \Psi_k(\mathbf{x}_n)$$

- The number of polynomial basis terms grows fast; a p -th order, d -dimensional basis has a total of $K = (p + d)! / (p!d!)$ terms.
- For limited data and large basis set ($N < K$) this is a sparse signal recovery problem \Rightarrow need some regularization/constraints.

- Least-squares $\text{argmin}_{\mathbf{c}} \{ \|\mathbf{u} - \mathbf{P}\mathbf{c}\|_2 \}$

- The 'sparsest' $\text{argmin}_{\mathbf{c}} \{ \|\mathbf{u} - \mathbf{P}\mathbf{c}\|_2 + \alpha \|\mathbf{c}\|_0 \}$

- Compressive sensing $\text{argmin}_{\mathbf{c}} \{ \|\mathbf{u} - \mathbf{P}\mathbf{c}\|_2 + \alpha \|\mathbf{c}\|_1 \}$
Bayesian Likelihood Prior

Bayesian Compressive Sensing (BCS), or Relevance Vector Machine (RVM)

- Dimensionality reduction by using hierarchical priors

$$p(c_k|\sigma_k^2) = \frac{1}{\sqrt{2\pi}\sigma_k} e^{-\frac{c_k^2}{2\sigma_k^2}} \quad p(\sigma_k^2|\alpha) = \frac{\alpha}{2} e^{-\frac{\alpha\sigma_k^2}{2}}$$

- Effectively, one obtains Laplace *sparsity* prior

$$p(\mathbf{c}|\alpha) = \int \prod_{k=0}^{K-1} p(c_k|\sigma_k^2)p(\sigma_k^2|\alpha)d\sigma_k^2 = \prod_{k=0}^{K-1} \frac{\sqrt{\alpha}}{2} e^{-\sqrt{\alpha}|c_k|}$$

- The parameter α can be further modeled hierarchically, or fixed.
- Evidence maximization dictates values for σ_k^2 , α , σ^2 and allows exact Bayesian solution

$$\mathbf{c} \sim \mathcal{MVN}(\boldsymbol{\mu}, \boldsymbol{\Sigma})$$

with

$$\boldsymbol{\mu} = \sigma^{-2} \boldsymbol{\Sigma} \mathbf{P}^T \mathbf{u} \quad \boldsymbol{\Sigma} = \sigma^2 (\mathbf{P}^T \mathbf{P} + \text{diag}(\sigma^2/\sigma_k^2))^{-1}$$

[Tipping, 2001, Ji et al., 2008; Babacan et al., 2010]

Bayesian Compressive Sensing (BCS), or Relevance Vector Machine (RVM)

- Dimensionality reduction by using hierarchical priors

$$p(c_k|\sigma_k^2) = \frac{1}{\sqrt{2\pi}\sigma_k} e^{-\frac{c_k^2}{2\sigma_k^2}} \quad p(\sigma_k^2|\alpha) = \frac{\alpha}{2} e^{-\frac{\alpha\sigma_k^2}{2}}$$

- Effectively, one obtains Laplace *sparsity* prior

$$p(\mathbf{c}|\alpha) = \int \prod_{k=0}^{K-1} p(c_k|\sigma_k^2)p(\sigma_k^2|\alpha)d\sigma_k^2 = \prod_{k=0}^{K-1} \frac{\sqrt{\alpha}}{2} e^{-\sqrt{\alpha}|c_k|}$$

- The parameter α can be further modeled hierarchically, or fixed.
- Evidence maximization dictates values for σ_k^2 , α , σ^2 and allows exact Bayesian solution

$$\mathbf{c} \sim \mathcal{MVN}(\boldsymbol{\mu}, \boldsymbol{\Sigma})$$

with

$$\boldsymbol{\mu} = \sigma^{-2}\boldsymbol{\Sigma}\mathbf{P}^T\mathbf{u} \quad \boldsymbol{\Sigma} = \sigma^2(\mathbf{P}^T\mathbf{P} + \text{diag}(\sigma^2/\sigma_k^2))^{-1}$$

[Tipping, 2001, Ji et al., 2008; Babacan et al., 2010]

Bayesian Compressive Sensing (BCS), or Relevance Vector Machine (RVM)

- Dimensionality reduction by using hierarchical priors

$$p(c_k|\sigma_k^2) = \frac{1}{\sqrt{2\pi}\sigma_k} e^{-\frac{c_k^2}{2\sigma_k^2}} \quad p(\sigma_k^2|\alpha) = \frac{\alpha}{2} e^{-\frac{\alpha\sigma_k^2}{2}}$$

- Effectively, one obtains Laplace *sparsity* prior

$$p(\mathbf{c}|\alpha) = \int \prod_{k=0}^{K-1} p(c_k|\sigma_k^2)p(\sigma_k^2|\alpha)d\sigma_k^2 = \prod_{k=0}^{K-1} \frac{\sqrt{\alpha}}{2} e^{-\sqrt{\alpha}|c_k|}$$

- The parameter α can be further modeled hierarchically, or fixed.
- Evidence maximization dictates values for σ_k^2 , α , σ^2 and allows exact Bayesian solution

$$\mathbf{c} \sim \mathcal{MVN}(\boldsymbol{\mu}, \boldsymbol{\Sigma})$$

with

$$\boldsymbol{\mu} = \sigma^{-2}\boldsymbol{\Sigma}\mathbf{P}^T\mathbf{u} \quad \boldsymbol{\Sigma} = \sigma^2(\mathbf{P}^T\mathbf{P} + \text{diag}(\sigma^2/\sigma_k^2))^{-1}$$

[Tipping, 2001, Ji et al., 2008; Babacan et al., 2010]

Bayesian Compressive Sensing (BCS), or Relevance Vector Machine (RVM)

- Dimensionality reduction by using hierarchical priors

$$p(c_k | \sigma_k^2) = \frac{1}{\sqrt{2\pi}\sigma_k} e^{-\frac{c_k^2}{2\sigma_k^2}} \quad p(\sigma_k^2 | \alpha) = \frac{\alpha}{2} e^{-\frac{\alpha\sigma_k^2}{2}}$$

- Effectively, one obtains Laplace *sparsity* prior

$$p(\mathbf{c} | \alpha) = \int \prod_{k=0}^{K-1} p(c_k | \sigma_k^2) p(\sigma_k^2 | \alpha) d\sigma_k^2 = \prod_{k=0}^{K-1} \frac{\sqrt{\alpha}}{2} e^{-\sqrt{\alpha}|c_k|}$$

- The parameter α can be further modeled hierarchically, or fixed.
- Evidence maximization dictates values for σ_k^2 , α , σ^2 and allows exact Bayesian solution

$$\mathbf{c} \sim \mathcal{MVN}(\boldsymbol{\mu}, \boldsymbol{\Sigma})$$

with

$$\boldsymbol{\mu} = \sigma^{-2} \boldsymbol{\Sigma} \mathbf{P}^T \mathbf{u} \quad \boldsymbol{\Sigma} = \sigma^2 (\mathbf{P}^T \mathbf{P} + \text{diag}(\sigma^2 / \sigma_k^2))^{-1}$$

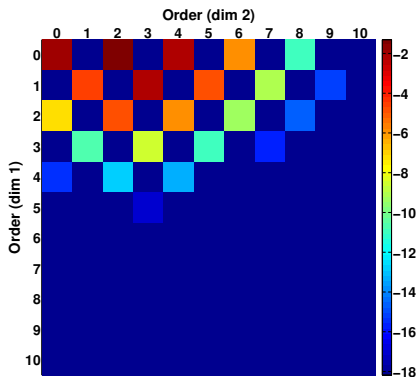
- KEY: Some $\sigma_k^2 \rightarrow 0$, hence the corresponding basis terms are dropped.

[Tipping, 2001, Ji et al., 2008; Babacan et al., 2010]

BCS removes unnecessary basis terms

$$f(x, y) = \cos(x + 4y)$$

$$f(x, y) = \cos(x^2 + 4y)$$



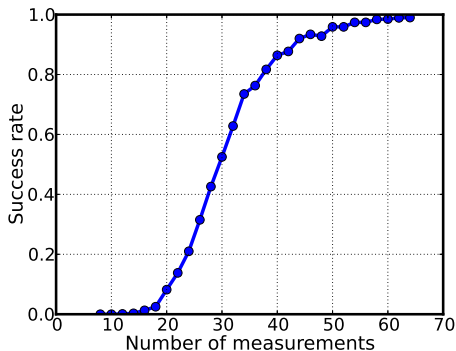
Success rate grows with more data and 'sparser' model

Consider test function

$$f(\mathbf{x}) = \sum_{k=0}^{K-1} c_k \Psi_k(\mathbf{x})$$

where only S coefficients c_k are non-zero. Typical setting is

$$S < N < K$$



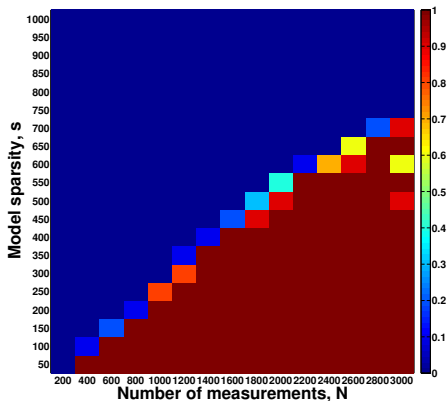
Success rate grows with more data and 'sparser' model

Consider test function

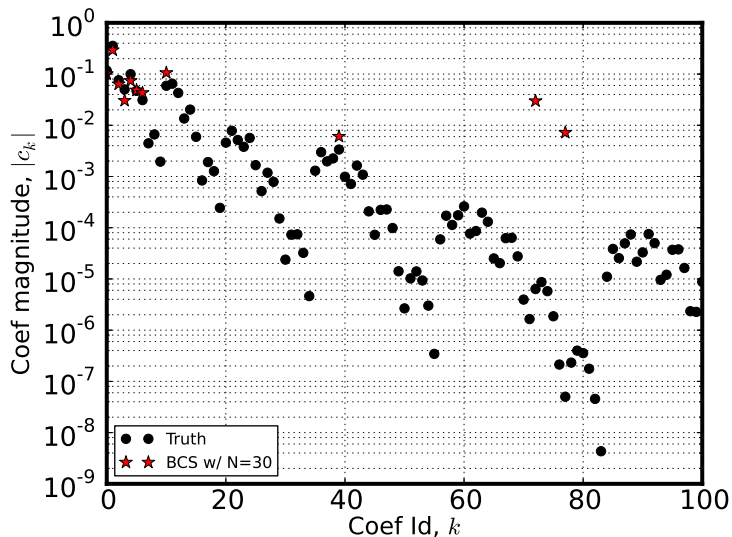
$$f(\mathbf{x}) = \sum_{k=0}^{K-1} c_k \Psi_k(\mathbf{x})$$

where only S coefficients c_k are non-zero. Typical setting is

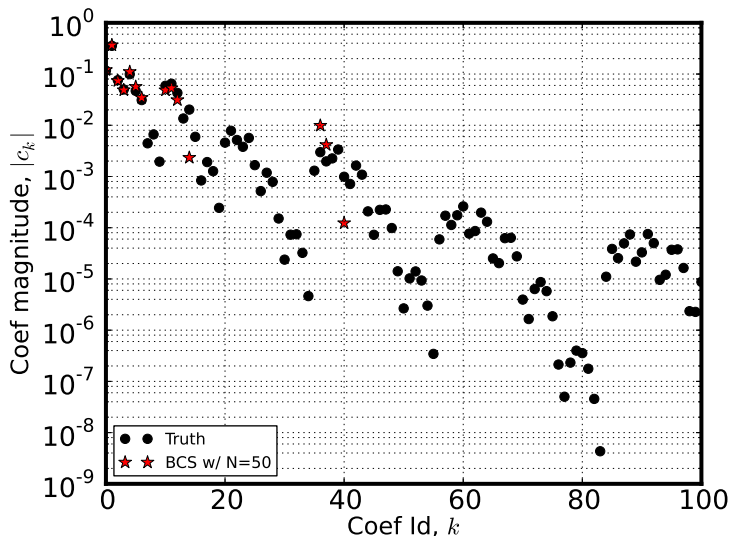
$$S < N < K$$



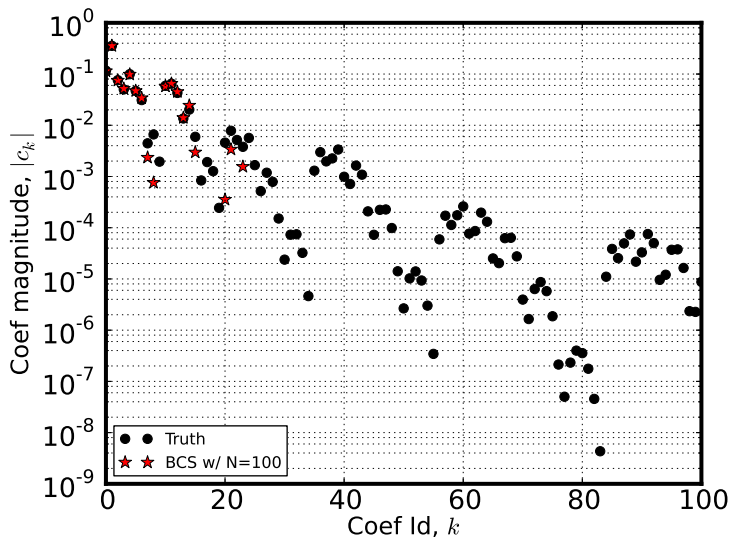
BCS recovers true PC coefficients with increased number of measurements



BCS recovers true PC coefficients with increased number of measurements



BCS recovers true PC coefficients with increased number of measurements



Bayesian Compressive Sensing

- Dimensionality reduction by using hierarchical priors

$$p(c_k|\sigma_k^2) = \frac{1}{\sqrt{2\pi}\sigma_k} e^{-\frac{c_k^2}{2\sigma_k^2}} \quad p(\sigma_k^2|\alpha) = \frac{\alpha}{2} e^{-\frac{\alpha\sigma_k^2}{2}}$$

- Effectively, one obtains Laplace *sparsity* prior

$$p(\mathbf{c}|\boldsymbol{\alpha}) = \int \prod_{k=0}^{K-1} p(c_k|\sigma_k^2)p(\sigma_k^2|\alpha)d\sigma_k^2 = \prod_{k=0}^{K-1} \frac{\sqrt{\alpha}}{2} e^{-\sqrt{\alpha}|c_k|}$$

- The parameter α can be further modeled hierarchically, or fixed.
- Evidence maximization dictates values for σ_k^2 , α , σ^2 and allows exact Bayesian solution

$$\mathbf{c} \sim \mathcal{MVN}(\boldsymbol{\mu}, \boldsymbol{\Sigma})$$

with

$$\boldsymbol{\mu} = \sigma^{-2}\boldsymbol{\Sigma}\mathbf{P}^T\mathbf{u} \quad \boldsymbol{\Sigma} = \sigma^2(\mathbf{P}^T\mathbf{P} + \text{diag}(\sigma^2/\sigma_k^2))^{-1}$$

- KEY: Some $\sigma_k^2 \rightarrow 0$, hence the corresponding basis terms are dropped.

Weighted Bayesian Compressive Sensing

- Dimensionality reduction by using hierarchical priors

$$p(c_k|\sigma_k^2) = \frac{1}{\sqrt{2\pi}\sigma_k} e^{-\frac{c_k^2}{2\sigma_k^2}} \quad p(\sigma_k^2|\alpha_k) = \frac{\alpha_k}{2} e^{-\frac{\alpha_k\sigma_k^2}{2}}$$

- Effectively, one obtains Laplace *sparsity* prior

$$p(\mathbf{c}|\boldsymbol{\alpha}) = \int \prod_{k=0}^{K-1} p(c_k|\sigma_k^2)p(\sigma_k^2|\alpha_k)d\sigma_k^2 = \prod_{k=0}^{K-1} \frac{\sqrt{\alpha_k}}{2} e^{-\sqrt{\alpha_k}|c_k|}$$

- The parameter α_k can be further modeled hierarchically, or fixed.
- Evidence maximization dictates values for σ_k^2 , α_k , σ^2 and allows exact Bayesian solution

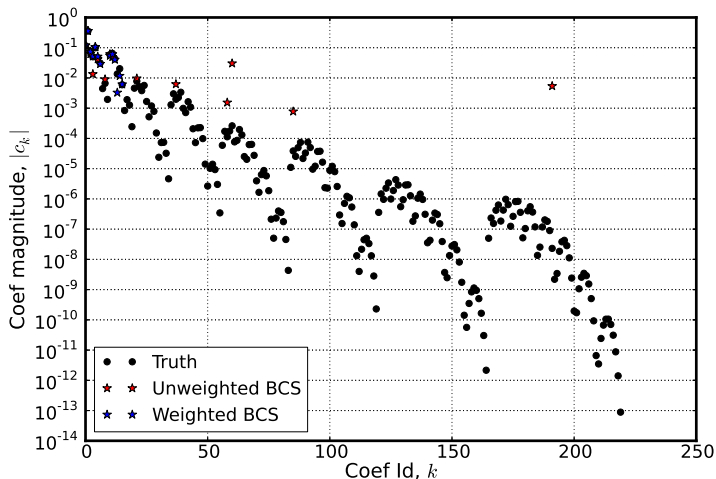
$$\mathbf{c} \sim \mathcal{MVN}(\boldsymbol{\mu}, \boldsymbol{\Sigma})$$

with

$$\boldsymbol{\mu} = \sigma^{-2}\boldsymbol{\Sigma}\mathbf{P}^T\mathbf{u} \quad \boldsymbol{\Sigma} = \sigma^2(\mathbf{P}^T\mathbf{P} + \text{diag}(\sigma^2/\sigma_k^2))^{-1}$$

- KEY: Some $\sigma_k^2 \rightarrow 0$, hence the corresponding basis terms are dropped.

WBCS recovers true coefficients better



$$f(\mathbf{x}) = x_0 \cos \left(e + \sum_{i=1}^9 x_i / i \right)$$

Sparsest solution: $\min \|c\|_0$ such that $u \approx Pc$

Compressive sensing: $\min \|c\|_1$ such that $u \approx Pc$

Weighted compressive sensing: $\min \|Wc\|_1$ such that $u \approx Pc$

Sparsest solution: $\min \|c\|_0$ such that $u \approx Pc$

Compressive sensing: $\min \|c\|_1$ such that $u \approx Pc$

Weighted compressive sensing: $\min \|Wc\|_1$ such that $u \approx Pc$

For sparse signals, $u = Pc^s$, with $\|c^s\|_0 = S < K$, ideal weights are

$$W = \text{diag} \left(\frac{1}{|c_k^s|} \right) \quad [\text{i.e., } W_{kk} = +\infty \text{ if } c_k^s = 0]$$

In practice, the true signal coefficients are not known, so...

Sparsest solution: $\min \|c\|_0$ such that $u \approx Pc$

Compressive sensing: $\min \|c\|_1$ such that $u \approx Pc$

Weighted compressive sensing: $\min \|Wc\|_1$ such that $u \approx Pc$

For sparse signals, $u = Pc^s$, with $\|c_s\|_0 = S < K$, ideal weights are

$$W = \text{diag} \left(\frac{1}{|c_k^s|} \right) \quad [\text{i.e., } W_{kk} = +\infty \text{ if } c_k^s = 0]$$

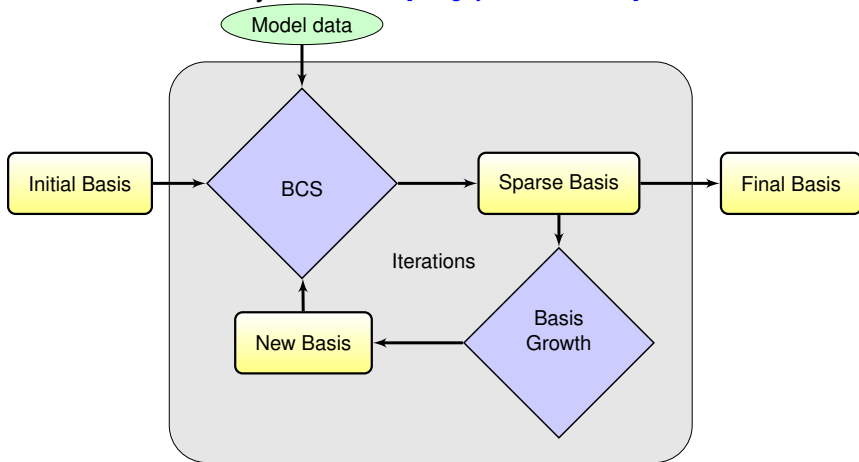
In practice, the true signal coefficients are not known, so...

Iterative re-weighting

$$W^{(i+1)} = \text{diag} \left(\frac{1}{|c_k^{(i)}| + \epsilon} \right) \quad [\epsilon \ll 1 \text{ for stability}]$$

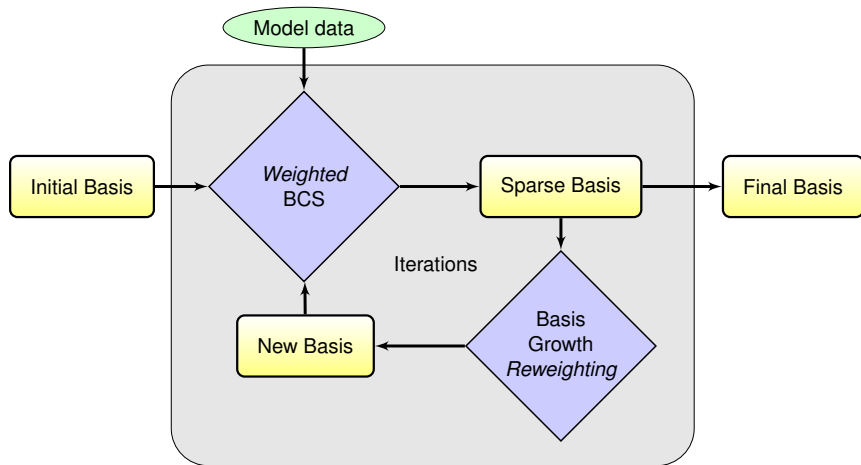
Iterative Bayesian Compressive Sensing (iBCS)

- *Iterative BCS*: We implement an iterative procedure that allows increasing the order for the relevant basis terms while maintaining the dimensionality reduction [Sargsyan *et al.* 2014].



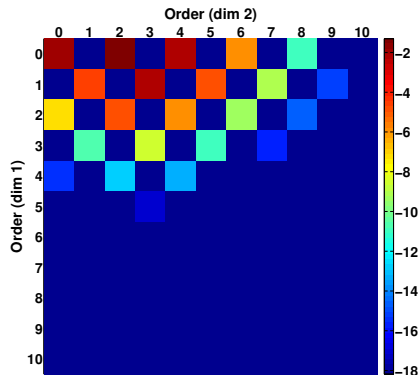
Iterative Bayesian Compressive Sensing (iBCS)

- Combine basis growth and reweighting!

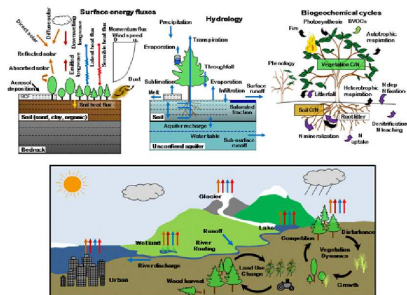


Basis set growth

$$f(x, y) = \cos(x + 4y)$$



Application of Interest: Community Land Model

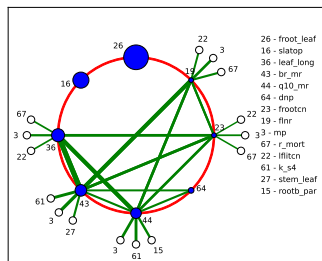
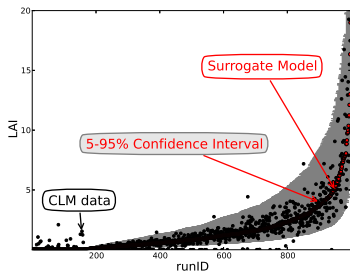


<http://www.cesm.ucar.edu/models/clm/>

- Nested computational grid hierarchy
- A single-site, 1000-yr simulation takes ~ 10 hrs on 1 CPU
- Involves ~ 70 input parameters; some dependent
- Non-smooth input-output relationship

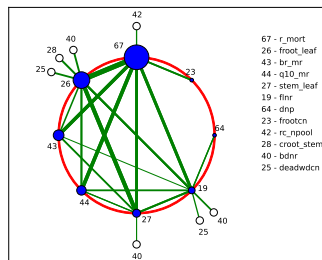
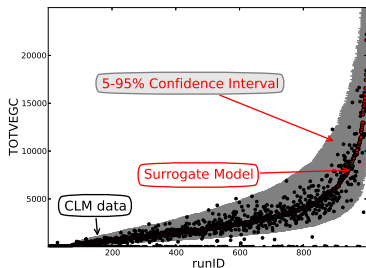
Sparse PC surrogate for the Community Land Model

- Main effect sensitivities : rank input parameters
- Joint sensitivities : most influential input couplings
- About 200 polynomial basis terms in the 70-dimensional space
- Sparse PC will further be used for
 - sampling in a reduced space
 - parameter calibration against experimental data



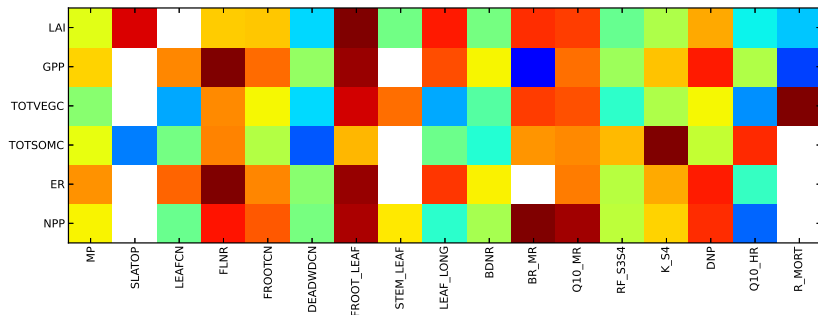
Sparse PC surrogate for the Community Land Model

- Main effect sensitivities : rank input parameters
- Joint sensitivities : most influential input couplings
- About 200 polynomial basis terms in the 70-dimensional space
- Sparse PC will further be used for
 - sampling in a reduced space
 - parameter calibration against experimental data



Sparse PC surrogate for the Community Land Model

- Main effect sensitivities : rank input parameters
- Joint sensitivities : most influential input couplings
- About 200 polynomial basis terms in the 70-dimensional space
- Sparse PC will further be used for
 - sampling in a reduced space
 - parameter calibration against experimental data



Summary

- **Surrogate** models are necessary for complex models
 - Replace the full model for both forward and inverse UQ
 - Uncertain inputs
 - **Polynomial Chaos** surrogates well-suited
 - Limited training dataset
 - **Bayesian** methods handle limited information well
 - Curse of dimensionality
 - The hope is that not too many dimensions matter
 - Compressive sensing (CS) ideas ported from machine learning
 - We implemented **iteratively reweighting Bayesian CS** algorithm that reduces dimensionality and increases order on-the-fly.
-
- Future work, open issues
 - Computational design. What is the best sampling strategy?
 - Overfitting still present. Cross-validation techniques help.

Literature

- M. Tipping, “Sparse Bayesian learning and the relevance vector machine”, *J Machine Learning Research*, 1, pp. 211-244, 2001.
- S. Ji, Y. Xue and L. Carin, “Bayesian compressive sensing”, *IEEE Trans. Signal Proc.*, 56:6, 2008.
- S. Babacan, R. Molina and A. Katsaggelos, “Bayesian compressive sensing using Laplace priors”, *IEEE Trans. Image Proc.*, 19:1, 2010.
- E. J. Candes, M. Wakin and S. Boyd. “Enhancing sparsity by reweighted ℓ_1 minimization”, *J. Fourier Anal. Appl.*, 14 877-905, 2007.
- A. Saltelli, “Making best use of model evaluations to compute sensitivity indices”, *Comp Phys Comm*, 145, 2002.
- K. Sargsyan, C. Safta, H. Najm, B. Debusschere, D. Ricciuto and P. Thornton, “Dimensionality reduction for complex models via Bayesian compressive sensing”, *Int J for Uncertainty Quantification*, 4(1), pp. 63-93, 2014.

Thank You

Random variables represented by Polynomial Chaos

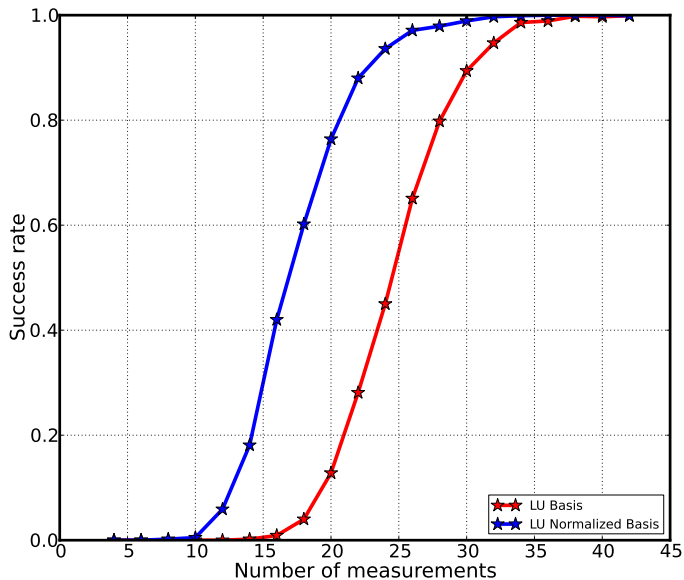
$$X \simeq \sum_{k=0}^{K-1} c_k \Psi_k(\boldsymbol{\eta})$$

- $\boldsymbol{\eta} = (\eta_1, \dots, \eta_d)$ standard i.i.d. r.v.
 Ψ_k standard polynomials, orthogonal w.r.t. $\pi(\boldsymbol{\eta})$.

$$\Psi_k(\eta_1, \eta_2, \dots, \eta_d) = \psi_{k_1}(\eta_1) \psi_{k_2}(\eta_2) \cdots \psi_{k_d}(\eta_d)$$

- Typical truncation rule: total-order p , $k_1 + k_2 + \dots + k_d \leq p$.
Number of terms is $K = \frac{(d+p)!}{d!p!}$.
- Essentially, a parameterization of a r.v. by deterministic spectral modes c_k .
- Most common standard Polynomial-Variable pairs:
(continuous) Gauss-Hermite, Legendre-Uniform,
(discrete) Poisson-Charlier.

Basis normalization helps the success rate



Input correlations: Rosenblatt transformation

- Rosenblatt transformation maps any (not necessarily independent) set of random variables $\lambda = (\lambda_1, \dots, \lambda_d)$ to uniform i.i.d.'s $\{\eta_i\}_{i=1}^d$ [Rosenblatt, 1952].

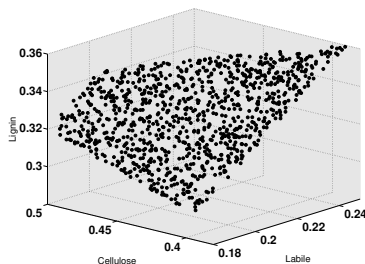
$$\eta_1 = F_1(\lambda_1)$$

$$\eta_2 = F_{2|1}(\lambda_2|\lambda_1)$$

$$\eta_3 = F_{3|2,1}(\lambda_3|\lambda_2, \lambda_1)$$

\vdots

$$\eta_d = F_{d|d-1, \dots, 1}(\lambda_d|\lambda_{d-1}, \dots, \lambda_1)$$



- Inverse Rosenblatt transformation $\lambda = R^{-1}(\eta)$ ensures a well-defined input PC construction

$$\lambda_i = \sum_{k=0}^{K-1} \lambda_{ik} \Psi_k(\eta)$$

- Caveat: the conditional distributions are often hard to evaluate accurately.

Strong discontinuities/nonlinearities challenge global polynomial expansions

- Basis enrichment [Ghosh & Ghanem, 2005]
- Stochastic domain decomposition
 - Wiener-Haar expansions,
Multiblock expansions,
Multiwavelets, [Le Maître *et al*, 2004,2007]
 - also known as Multielement PC [Wan & Karniadakis, 2009]
- Smart splitting, discontinuity detection
[Archibald *et al*, 2009; Chantrasmi, 2011; Sargsyan *et al*, 2011; Jakeman *et al*, 2012]
- Data domain decomposition,
 - Mixture PC expansions [Sargsyan *et al*, 2010]
- Data clustering, classification,
 - Piecewise PC expansions

Piecewise PC expansion with classification

- Cluster the training dataset into non-overlapping subsets \mathcal{D}_1 and \mathcal{D}_2 , where the behavior of function is smoother
- Construct global PC expansions $g_i(\mathbf{x}) = \sum_k c_{ik} \Psi_k(\mathbf{x})$ using each dataset individually ($i = 1, 2$)
- Declare a surrogate

$$g_s(\mathbf{x}) = \begin{cases} g_1(\mathbf{x}) & \text{if } \mathbf{x} \in^* \mathcal{D}_1 \\ g_2(\mathbf{x}) & \text{if } \mathbf{x} \in^* \mathcal{D}_2 \end{cases}$$

* Requires a classification step to find out which cluster \mathbf{x} belongs to. We applied Random Decision Forests (RDF).

- Caveat: the sensitivity information is harder to obtain.

Illustration of piecewise PC construction

Global 5-th order surrogate fails

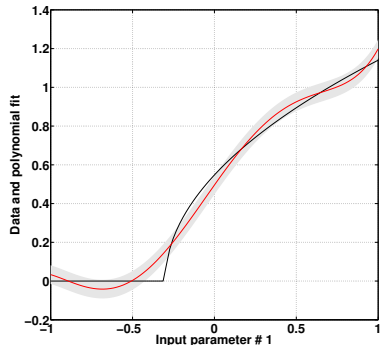
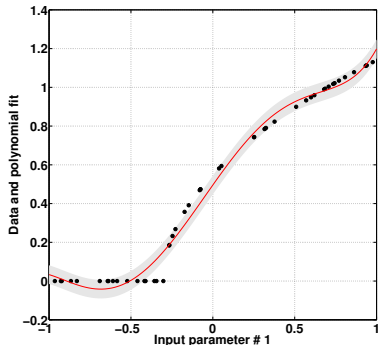


Illustration of piecewise PC construction

Piecewise 2-nd order surrogate

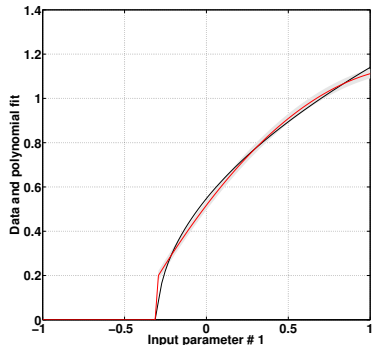
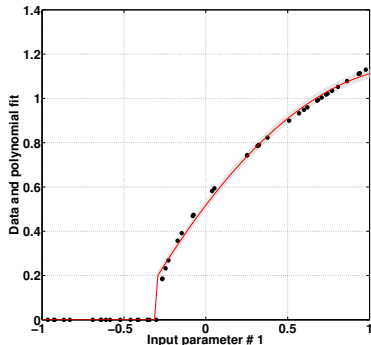


Illustration of piecewise PC construction

Piecewise 5-th order surrogate

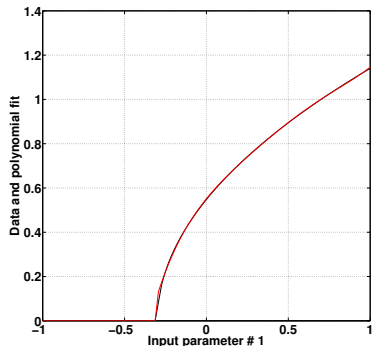
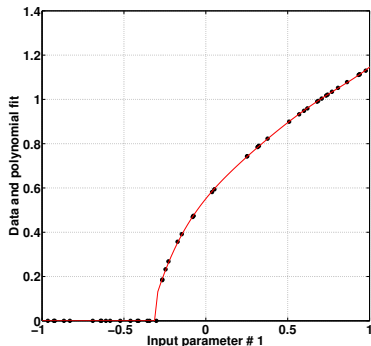


Illustration of piecewise PC construction

Piecewise 5-th order surrogate

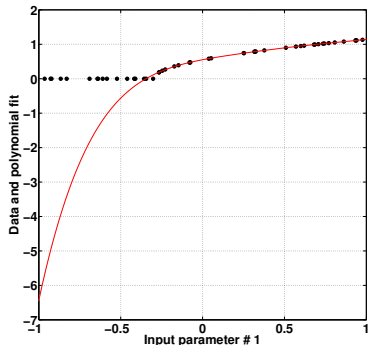
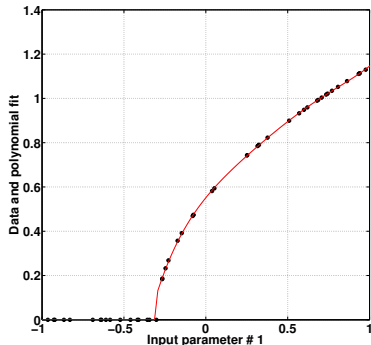


Illustration of piecewise PC construction

Piecewise 5-th order surrogate

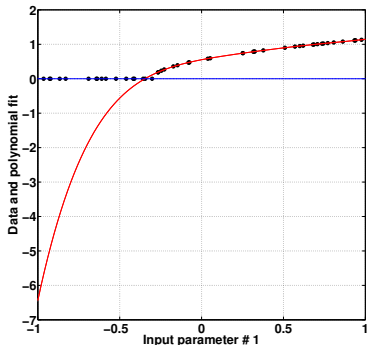
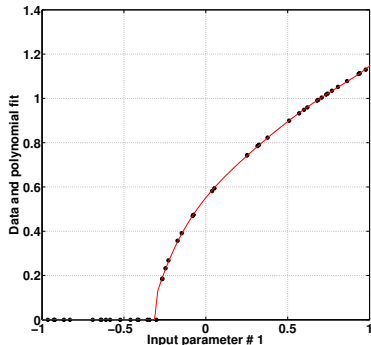
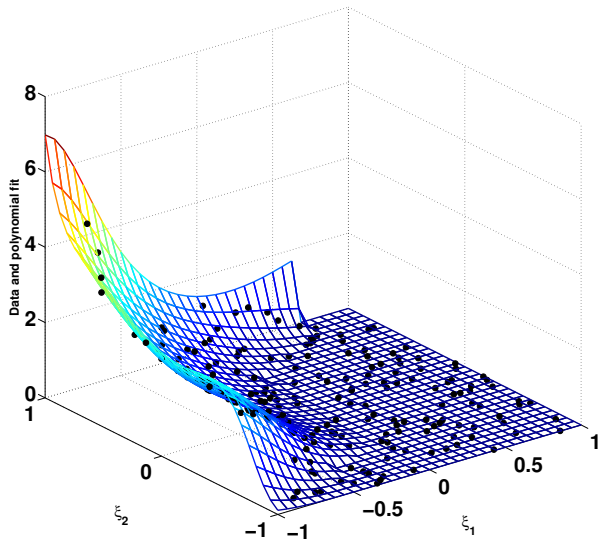


Illustration of piecewise PC construction



Sensitivity information comes free with PC surrogate,

$$g(x_1, \dots, x_d) = \sum_{k=0}^{K-1} c_k \Psi_k(\mathbf{x})$$

- Main effect sensitivity indices

$$S_i = \frac{\text{Var}[\mathbb{E}(g(\mathbf{x}|x_i))] }{\text{Var}[g(\mathbf{x})]} = \frac{\sum_{k \in \mathbb{I}_i} c_k^2 \|\Psi_k\|^2}{\sum_{k > 0} c_k^2 \|\Psi_k\|^2}$$

\mathbb{I}_i is the set of bases with only x_i involved

Sensitivity information comes free with PC surrogate,

$$g(x_1, \dots, x_d) = \sum_{k=0}^{K-1} c_k \Psi_k(\mathbf{x})$$

- Main effect sensitivity indices

$$S_i = \frac{\text{Var}[\mathbb{E}(g(\mathbf{x}|x_i))] }{\text{Var}[g(\mathbf{x})]} = \frac{\sum_{k \in \mathbb{I}_i} c_k^2 \|\Psi_k\|^2}{\sum_{k > 0} c_k^2 \|\Psi_k\|^2}$$

- Joint sensitivity indices

$$S_{ij} = \frac{\text{Var}[\mathbb{E}(g(\mathbf{x}|x_i, x_j))] }{\text{Var}[g(\mathbf{x})]} - S_i - S_j = \frac{\sum_{k \in \mathbb{I}_{ij}} c_k^2 \|\Psi_k\|^2}{\sum_{k > 0} c_k^2 \|\Psi_k\|^2}$$

\mathbb{I}_{ij} is the set of bases with only x_i and x_j involved

Sensitivity information comes free with PC surrogate, but not with piecewise PC

$$g(x_1, \dots, x_d) = \sum_{k=0}^{K-1} c_k \Psi_k(\mathbf{x})$$

- Main effect sensitivity indices

$$S_i = \frac{\text{Var}[\mathbb{E}(g(\mathbf{x}|x_i))] }{\text{Var}[g(\mathbf{x})]} = \frac{\sum_{k \in \mathbb{I}_i} c_k^2 \|\Psi_k\|^2}{\sum_{k > 0} c_k^2 \|\Psi_k\|^2}$$

- Joint sensitivity indices

$$S_{ij} = \frac{\text{Var}[\mathbb{E}(g(\mathbf{x}|x_i, x_j))] }{\text{Var}[g(\mathbf{x})]} - S_i - S_j = \frac{\sum_{k \in \mathbb{I}_{ij}} c_k^2 \|\Psi_k\|^2}{\sum_{k > 0} c_k^2 \|\Psi_k\|^2}$$

- For piecewise PC, need to resort to Monte-Carlo estimation
[\[Saltelli, 2002\]](#).